

AUSTRALIAN MINERALS INDUSTRY - SAFETY AND HEALTH
QUARTER 3 • 2005-06 SAFETY SURVEY REPORT

The state of mind where we are constantly aware of the possibility of injury and act accordingly at all times.

Minerals Council of Australia Safety Awareness



SUMMARY

QUARTER 3 • 1 JANUARY 2006 – 31 MARCH 2006

- » Two (2) fatalities were recorded in the third quarter of the 2005-2006 reporting year. There were zero (0) fatalities in the same reporting period last year. This brings the total of ten (10) fatalities for the for the year to date, this compares to seven (7) for 2004-05 to this point.
- » The indicative total industry Lost Time Injury Frequency Rate (LTIFR) for the quarter is estimated at four (4).
- » The indicative total industry Total Recordable Injury Frequency Rate (TRIFR) for the quarter is estimated at 16.

DESCRIPTION OF MINERALS INDUSTRY FATALITIES

There have been four fatalities during this second quarter of the 2006-07 reporting year.

WA

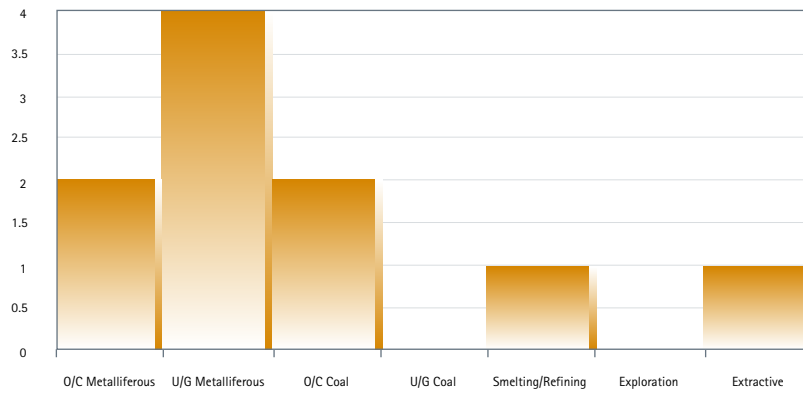
UNDERGROUND METALLIFEROUS

03 FEBRUARY 2006 - A 32 year old senior charge-up operator received fatal injuries when an explosion occurred while he was attempting to assemble an impact cannon adjacent to a hung up ore pass in an underground nickel mine. The deceased had intended to use the cannon to fire an explosive projectile into the ore pass. Evidence indicates that the projectile detonated in the barrel of the cannon.

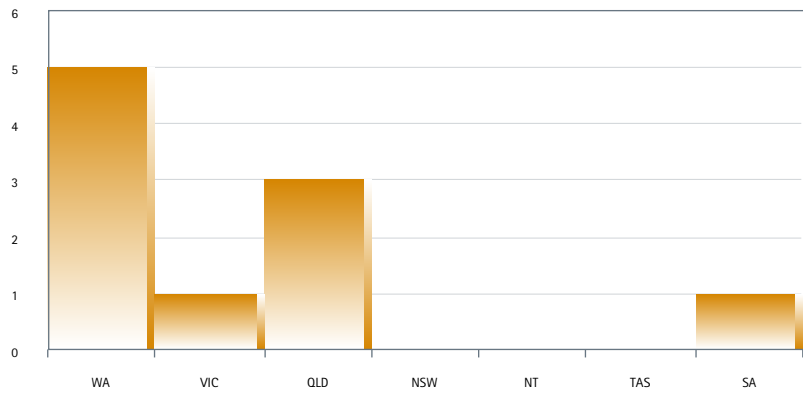
SURFACE METALLIFEROUS

16 FEBRUARY 2006 - A 26 year old blast hole drill operator received fatal injuries at night when the tray-back truck he was driving collided with the back of a truck parked near an open pit gold mine workshop. Two drill rods protruding from the tray of the parked truck speared through the drill operator's windscreen and struck him, causing massive injuries. The drill operator was treated at a hospital but succumbed to his injuries two days later

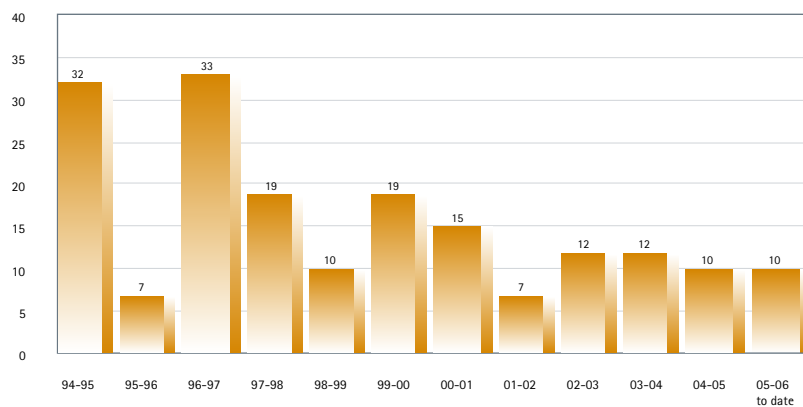
Fatalities by sector 1 July 2005 – 31 March 2006



Fatalities by state 1 July 2005 – 31 March 2006



Fatalities 1994-95 – 31 March 2006



INJURIES AND FREQUENCY RATES

Lost Time Injuries

The indicative total industry Lost Time Injury Frequency Rate (LTIFR) for the 2005-06 reporting year is estimated at three (3).

Medical Treatment Injuries

For the third quarter of the 2005-2006 reporting year, survey responses show a total of two hundred and forty seven Medical Treatment Injuries (247).

Total Recordable Injuries

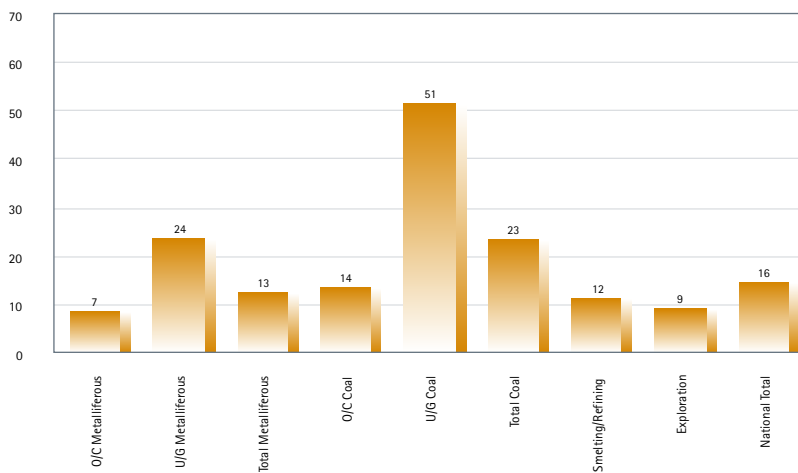
The industry is working in a voluntary and proactive way to improve safety and health performance by reporting broader outcomes measures and in particular Total Recordable Injuries (TRIs) which include all injuries except first aid cases.

Jurisdictions are encouraged to adopt this measure.

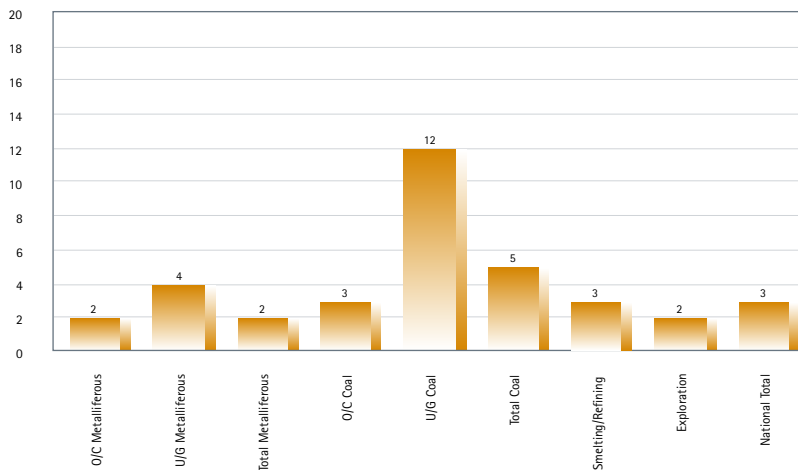
A total of 743 TRIs have been reported the third quarter (743). This equates to an indicative TRIFR of 16 for the reporting year 2005-2006.

Companies and sites may like to compare their TRIFR with this minerals industry indicative figure.

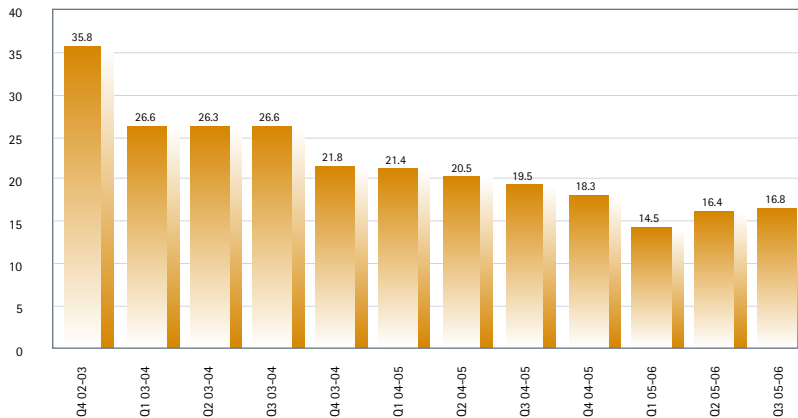
TRIFR by sector 1 July 2005 - 31 March 2006



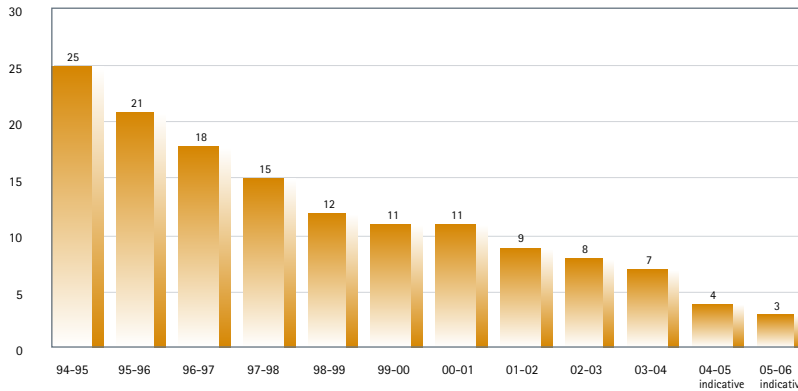
LTIFR by sector 1 July 2005 - 31 March 2006



Total Recordable Injury Frequency Rate (TRIFR)



Total Lost Time Injury Frequency Rate 1994-95 - 31 March 2006



METHODOLOGY OF QUARTERLY SURVEY

Report coverage based on exposure hours



* When the exposure hours for this reporting year (2005-06) are compared with official industry exposure hours for 2003-04, an indicative figure of 85 % coverage in this Report is calculated. However, this figure may overestimate the Report's coverage.

The MCA acknowledges the limitations of the survey methodology, data consistency and reporting timeframe. Readers should note this Report is indicative only.

The MCA would like to thank all reporting companies.

The MCA is aware that, for some fatalities, the circumstances at the time of the incident are unclear, including whether it is a workplace-related fatality. In these cases, the MCA is guided by the approach taken by the relevant State/Territory authority. Any revisions in fatalities will be included in future Reports as appropriate.

This document can be found on the web at: <http://www.minerals.org.au/safety>

NB: From 1 July 2003, BHP Billiton changed their injury/illness definitions. This affects all BHP Billiton reporting data in this Report.

Lost Time Case - A Lost Time Case is a work-related injury or illness resulting in the employee/contractor being unable to attend work on the next calendar day after the day of the injury.

If a suitably qualified medical professional advises that the injured person is unable to attend work on the next calendar day after the injury, regardless of the injured person's next rostered shift, a lost time injury is deemed to have occurred.

Restricted Work Case - A Restricted Work Case is a work related injury or illness which results in the employee being unable to perform one or more of their routine functions, or from working the full day on or after the next calendar day after the injury/illness. An injury is not regarded as a restricted work injury when the medically imposed restrictions limit activities other than their routine functions.

Routine Functions - The work activities that the employee regularly performs at least once per week.

Minerals Council of Australia

Tel: 03 9629 1851

Fax: 03 9629 8603

Email: info@minerals.org.au

Website: www.minerals.org.au

This document can be found on the MCA Website

Note to readers: if you would like future issues of this quarterly document emailed directly to you (as a PDF document), please contact the Minerals Council of Australia on 03 9629 1851, fax 03 9629 8603 or by email info@minerals.org.au