

AUSTRALIAN MINERALS INDUSTRY - SAFETY AND HEALTH
QUARTER 1 • 2006-07 SAFETY SURVEY REPORT

The state of mind where we are constantly aware of the possibility of injury and act accordingly at all times.

Minerals Council of Australia Safety Awareness



SUMMARY

QUARTER 1 • 1 JULY 2006 - 30 SEPTEMBER 2006

- » Four (4) fatalities were recorded in the first quarter of the 2006-2007 reporting year. There were seven (7) fatalities in the same reporting period last year.
- » The indicative total industry Lost Time Injury Frequency Rate (LTIFR) for the quarter is estimated at three (3).
- » The indicative total industry Total Recordable Injury Frequency Rate (TRIFR) for the quarter is estimated at thirteen (13).

DESCRIPTION OF MINERALS INDUSTRY FATALITIES

There have been four fatalities during this first quarter of the 2006-07 reporting year.

NSW

UNDERGROUND COAL

27 July 2006 – A 39 year old was fatally injured whilst taking fluid samples from a large hydraulic system used to power longwall machinery. The fatal injuries were consistent with hydraulic injection.

QLD

EXTRACTIVES

28 July 2006 – A 62 year old was fatally injured when struck by a front end loader.

WA

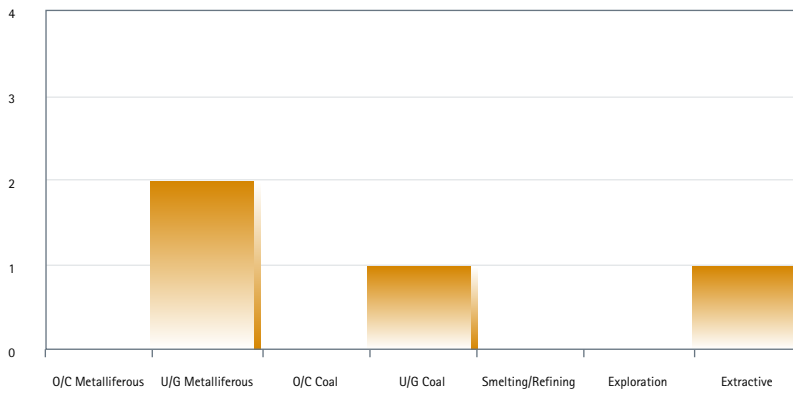
UNDERGROUND METALLIFEROUS

23 September 2006 – A 43 year old was found lying under a rockfall in an underground mine. He was an employee and principal of his own mining company and had been assigned to strip the sidewall of a level. It was noted by the firing crew that his tag was still on the tag board when they went to clear the area prior to firing the midshift blast at around noon. The firing crew went to investigate why he had not removed his tag and found him in workplace under a rock, he was not breathing.

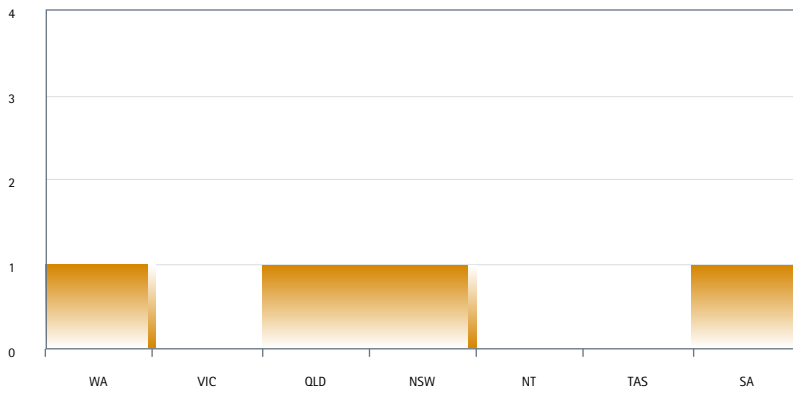
SA

30 September 2006 – An 55 year old opal miner died after falling 30m down a mineshaft about 7 kilometres from Coober Pedy.

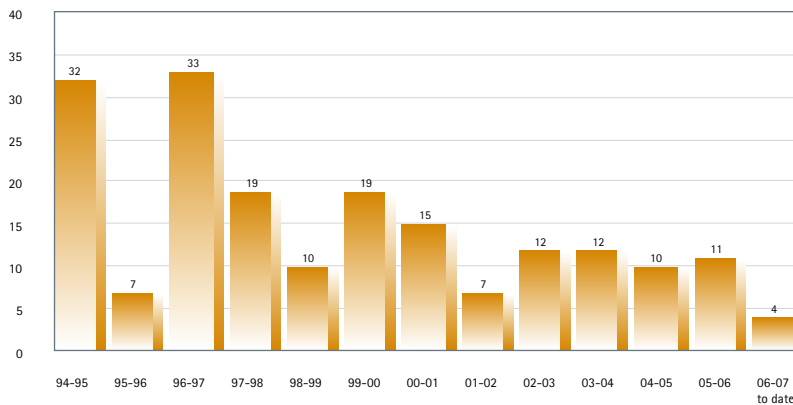
Fatalities by sector 1 July 2006 – 30 September 2006



Fatalities by state 1 July 2006 – 30 September 2006



Fatalities 1994-95 – 30 September 2006



INJURIES AND FREQUENCY RATES

Lost Time Injuries

The indicative total industry Lost Time Injury Frequency Rate (LTIFR) for the 2006-07 reporting year is estimated at three (3).

Medical Treatment Injuries

For the first quarter of the 2006-2007 reporting year, survey responses show a total of three hundred and forty two Medical Treatment Injuries (342).

Total Recordable Injuries

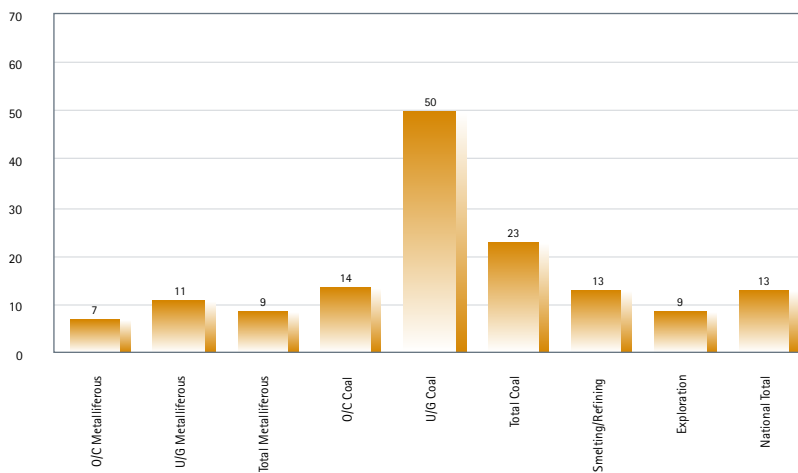
The industry is working in a voluntary and proactive way to improve safety and health performance by reporting broader outcomes measures and in particular Total Recordable Injuries (TRIs) which include all injuries except first aid cases.

Jurisdictions are encouraged to adopt this measure.

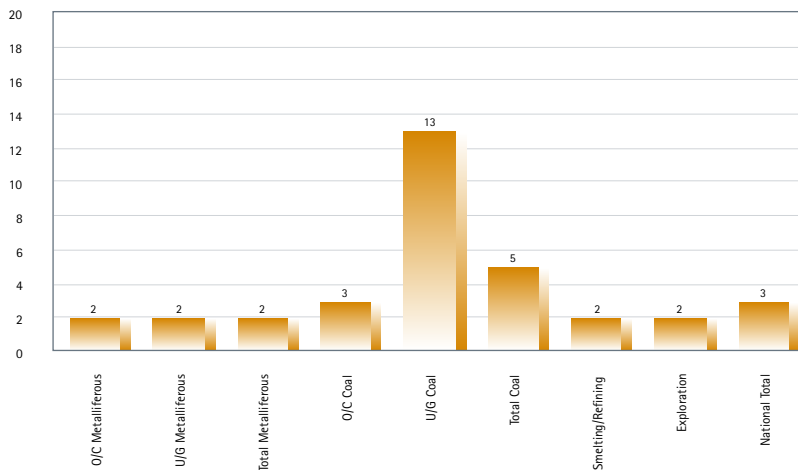
A total of seven hundred and seventy seven TRIs have been reported the first quarter (777). This equates to an indicative TRIFR of thirteen for the reporting year 2006-2007.

Companies and sites may like to compare their TRIFR with this minerals industry indicative figure.

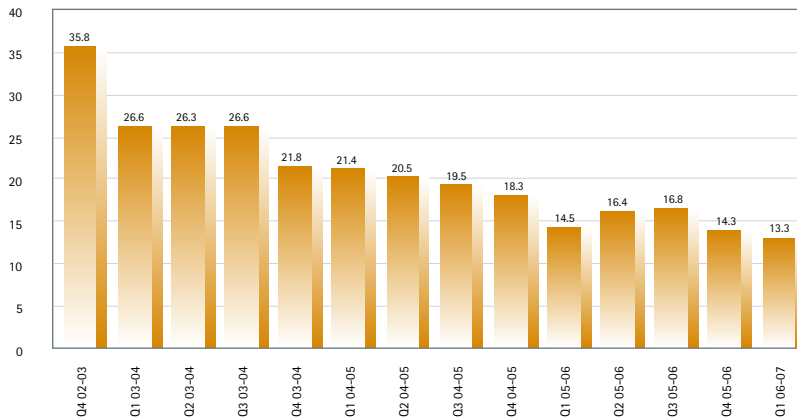
TRIFR by sector 1 July 2006 - 30 September 2006



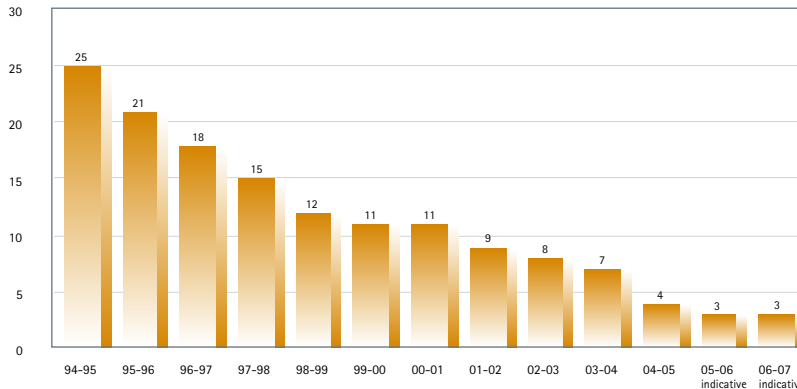
LTIFR by sector 1 July 2006 - 30 September 2006



Total Recordable Injury Frequency Rate (TRIFR)



Total Lost Time Injury Frequency Rate 1994-95 - 30 September 2006



METHODOLOGY OF QUARTERLY SURVEY

Report coverage based on exposure hours



* When the exposure hours for this reporting year (2006-07) are compared with official industry exposure hours for 2005-06, an indicative figure of 87 % coverage in this Report is calculated. However, this figure may overestimate the Report's coverage.

The MCA acknowledges the limitations of the survey methodology, data consistency and reporting timeframe. Readers should note this Report is indicative only.

The MCA would like to thank all reporting companies.

The MCA is aware that, for some fatalities, the circumstances at the time of the incident are unclear, including whether it is a workplace-related fatality. In these cases, the MCA is guided by the approach taken by the relevant State/Territory authority. Any revisions in fatalities will be included in future Reports as appropriate.

This document can be found on the web at: <http://www.minerals.org.au/safety>

NB: From 1 July 2003, BHP Billiton changed their injury/illness definitions. This affects all BHP Billiton reporting data in this Report.

Lost Time Case - A Lost Time Case is a work-related injury or illness resulting in the employee/contractor being unable to attend work on the next calendar day after the day of the injury.

If a suitably qualified medical professional advises that the injured person is unable to attend work on the next calendar day after the injury, regardless of the injured person's next rostered shift, a lost time injury is deemed to have occurred.

Restricted Work Case - A Restricted Work Case is a work related injury or illness which results in the employee being unable to perform one or more of their routine functions, or from working the full day on or after the next calendar day after the injury/illness. An injury is not regarded as a restricted work injury when the medically imposed restrictions limit activities other than their routine functions.

Routine Functions - The work activities that the employee regularly performs at least once per week.

Minerals Council of Australia

Tel: 03 9629 1851

Fax: 03 9629 8603

Email: info@minerals.org.au

Website: www.minerals.org.au

This document can be found on the MCA Website

Note to readers: if you would like future issues of this quarterly document emailed directly to you (as a PDF document), please contact the Minerals Council of Australia on 03 9629 1851, fax 03 9629 8603 or by email info@minerals.org.au