

Australian Minerals Industry Safety & Health

SAFETY SURVEY REPORT

FOR 1 JULY 2001 –
31 MARCH 2002

SUMMARY

- There were no fatalities this quarter. There have been three minerals industry fatalities to the end of March 2002.
- The indicative total industry LTIFR for the first half of the year is estimated at eight which is lower than the rate of 11 as reported in the 2000-01 *Safety and Health Performance Report* but at the same rate of eight as indicated in the report at the same time last year.
- The most serious increase of LTIFR appears at underground metalliferous mines.
- A total of 1676 total recordable injuries were reported this quarter.
- The Total Recordable Injury Frequency Rate (TRIs/hours worked x 1,000,000) is calculated at 40.9.

SAFETY NEWS

2002 MINEX SAFETY AND HEALTH EXCELLENCE AWARDS

The second half of evaluator training was held in Adelaide at the end of May. Evaluators are now scheduling their site visits and drafting their evaluation reports. The panel of judges meets in early August to finalise the Awards. The 2002 MINEX presentation evening occurs at the NSW Minerals Council Safety & Health Conference as the main conference dinner on Monday 2 September.

NATIONAL SAFETY AND HEALTH CONFERENCE – change of date and venue

Wednesday 9 October – This year's national safety and health conference will have as its theme quality supervisors. The conference program promises to be dynamic and will include a panel discussion on the role of the supervisor from the management and operational perspectives. David Karpin, recognised expert in the fields of management and leadership, Ali Moore of Channel Nine's 'Business Sunday' and Ric Charlesworth, sporting legend, are confirmed as speakers at the Conference. The conference program/registration will be available in early July.

Tuesday 8 October – The fourth annual National Safety & Health Innovations Awards will be held on the evening of 8 October in Adelaide. The awards celebrate ideas which prevent accidents and injury in the Australian minerals industry and were designed to foster the development of innovative solutions to everyday safety and health issues.

Both events are still scheduled to take place in Adelaide but the venue has been changed to the Adelaide Hilton Hotel.

CEO ROUNDTABLE ON THE ELIMINATION OF FATALITIES FROM ROCKFALL

On 18 April, CEOs and mining company leaders met to discuss rockfall fatality issues and solutions. The day-long meeting incorporated a variety of speakers, including an inspiring presentation from Mr Hugh Morgan, AO which set the scene for the day.

The principal outcomes for the day were:

- A national guideline for underground rockfall management will be developed by the minerals industry. The guideline will cover both metalliferous and coal mining;
- Collation of available and potential training and education resources; and
- Collation of available and potential technology to address rockfall risks.

The Minerals Council of Australia is facilitating this work in conjunction with MISHC, ACG and UNSW. The CEO Roundtable will reconvene in October to review progress.

MAINTENANCE THE KEY TO FIRE PREVENTION

Fires pose an unnecessary underground danger that must be eliminated. An analysis of 81 underground fires involving diesel powered mobile equipment in NSW mines between July 1990 and September 2000 has indicated that virtually all of the fires could have been prevented by better maintenance.

*“The state
of mind
where we are
constantly
aware of the
possibility
of injury
and act
accordingly
at all times.”*

Minerals Council
of Australia
Safety Awareness



**MINERALS
COUNCIL**

OF AUSTRALIA

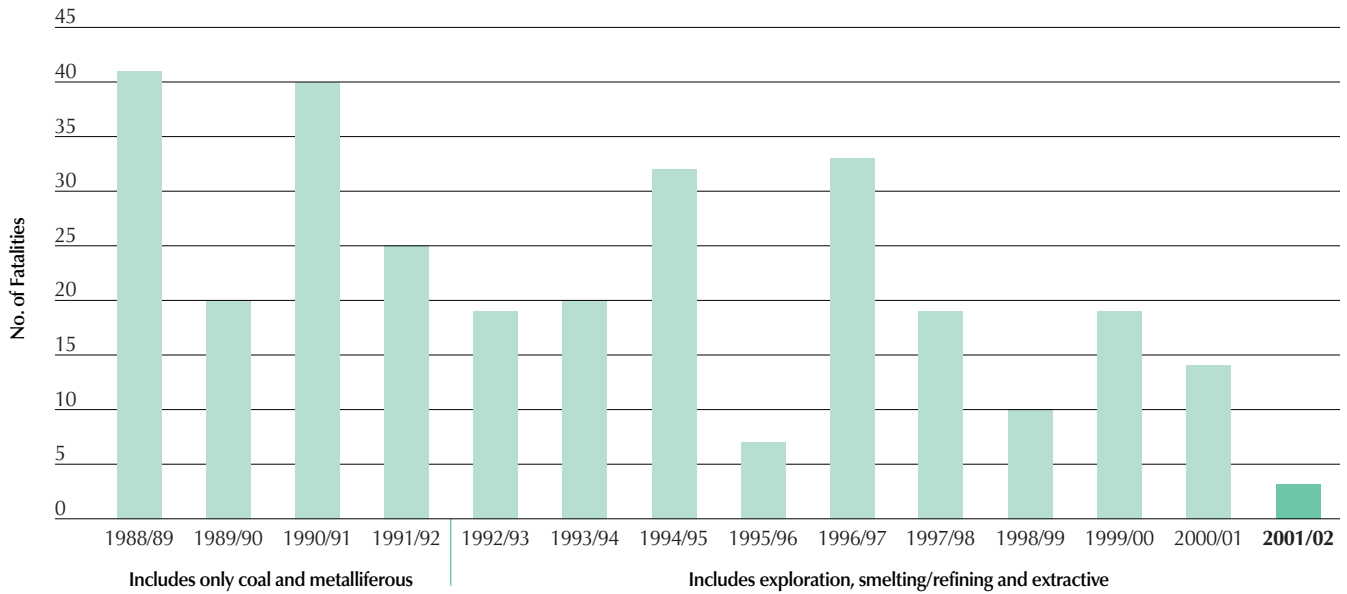
ACN 008 455 141
ABN 21 191 309 229

continued on page 2

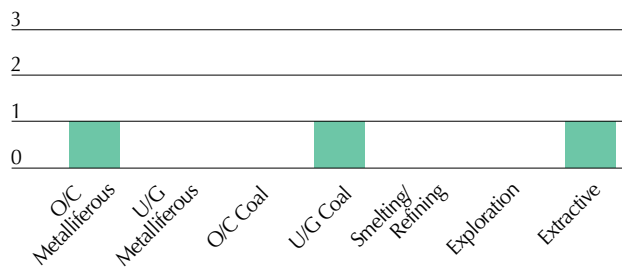
FATALITIES

Fatalities 1988-89 – 31 March 2002

Information contained in the chart prior to 1992 is an estimation only.



Fatalities by Sector 1 July 2001 – 31 March 2002



2001-02 Fatalities by State



DESCRIPTION OF MINERALS INDUSTRY FATALITIES from 1 January – 31 March 2002 only

There have been no fatalities during this third quarter.

Correction – The first quarter Safety Survey Report incorrectly stated the date of the fatality at Baal Bone Colliery. Mr Graham Jordan died on 13 September 2001. The Council apologises for this error.

In the interests of learning the lessons from recent fatalities in the US minerals industry, attention is drawn to two websites, namely www.msha.gov/fatals/fabc2002.htm for fatalgrams on coal mine fatalities and www.msha.gov/fatals/fabm2002.htm for metalliferous fatalities.

SAFETY NEWS continued from page 1

The most common cause was diesel or hydraulic oil spraying onto hot components when pipes and hoses wore through or burst. Regular cleaning will remove the secondary fire fuel source. The other common cause of fires was electrical – again a maintenance issue – with batteries breaking loose or cables breaking and shorting out.

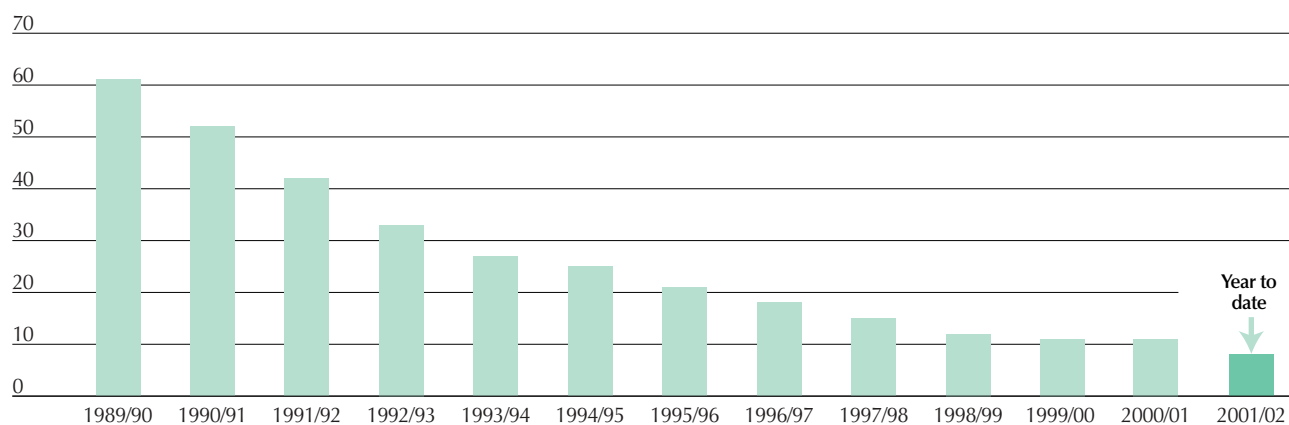
For further information visit the NSW Department of Mineral Resources website at www.minerals.nsw.gov.au/safety

PUBLICATION: Towards the Elimination of Rockfall Fatalities in Australian Mines

Rockfalls are arguably the most severe and persistent safety issues for the underground industry. In a one-year project the Australian Centre for Geomechanics (ACG) collated and investigated rockfall data (over 750 rockfalls) from 26 underground metalliferous mining operations between 1993 and 2001. The final research report is now available for purchase from ACG. The report, "Towards the Elimination of Rockfall Fatalities in Australian Mines" provides a comprehensive analysis of rockfall fatalities and provides valuable key learnings from the database. Contact ACG by phone 08 9380 3300 or email: acg@acg.uwa.edu.au

LOST TIME INJURY FREQUENCY RATE

Total Lost Time Injury Frequency Rate 1988-89 – 31 March 2002



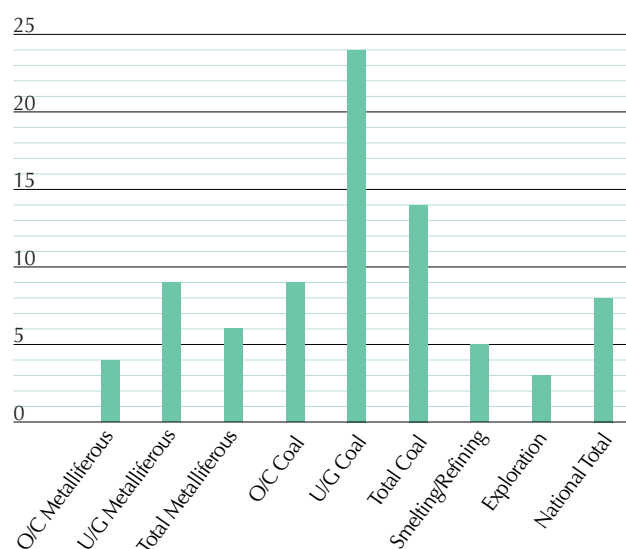
The indicative total industry Lost Time Injury Frequency Rate (LTIFR) for the first three quarters is estimated at eight. This compares favourably with the official LTIFR of 11 for the minerals industry in the previous year. It matches the figure of eight for the same period last reporting year.

When compared to last year's Survey for the first nine months, the LTIFR for open-cut metalliferous has improved slightly to four (from five), but for underground metalliferous the rate has significantly increased to nine (from five).

The LTIFR for open-cut coal has improved to a rate of nine (from eleven) and underground coal has improved fractionally to 24 (from 25). Smelting/refining and exploration have increased to five (from four) and three (from two) respectively.

Recognising the limitations of the survey methodology, the Council would not wish to draw any conclusions based on this LTIFR data alone.

LTIFR By Sector 1 July 2001 – 31 March 2002



MOST SEVERE INJURIES

Twenty-two (22) severe injuries were reported for the third quarter.

Survey responses indicated that there were four losses of body parts (all finger amputations); no loss of body function; and 18 other severe damage which comprised:

- fractures/bone breaks/dislocations (6);
- burns (6)
- crush injuries (4) and
- others (2) ie metal embedded in leg, severe injuries.

MEDICAL TREATMENT AND LOST TIME INJURIES GREATER THAN 10 DAYS

For the third quarter of the 2001-2002 reporting year, survey responses show a total of 761 medical treatment injuries. For the same quarter last year, the figure stood at 753 medical treatment injuries. All data returns now report medical treatment injuries/cases.

There were 37 LTIs greater than 10 days recorded which is within the range of 35-47 established for each of the four quarters last reporting year.

It should be noted, however, that at the last meeting of the Council's Safety & Health Committee, it was agreed to discontinue reporting this statistic because it is not recorded consistently throughout the industry.

TOTAL RECORDABLE INJURIES

As foreshadowed in previous quarterly Safety Survey Reports, the industry is working in a voluntary and proactive way to improve safety and health performance by reporting broader outcomes measures and in particular Total Recordable Injuries (TRI) which includes fatalities, lost time injuries, injuries resulting in that person not returning to his/her complete range of normal duties and medical treatment cases.

All industry TRIFR Q3 2001-02

MTIs	761
LTIs	324
TRIs	1676
TRIFR	40.9

SAFETY MILESTONES

The Council recognises that, despite the continuation of fatalities and injuries in the industry, there are a number of safety success stories which provide significant opportunities for industry participants to benchmark their own operations and to exchange ideas and information on safety and health issues.

This report features Anglo Coal Australia's Drayton Coal Mine which received a high commendation in last year's MINEX Awards.

ANGLO COAL AUSTRALIA PTY LTD

DRAYTON COAL

Type of Operation

Anglo Coal Australia is the major owner and operator of Drayton Coal, which operates an open-cut thermal coal mine in the Hunter Valley NSW. The mine, which commenced operations in 1983, currently produces around five million tonnes each year of coal for export and domestic markets. The coal is mined from multiple seams using a combination of dragline and excavator truck methods. Coal is processed via a 2000-tonnes-per-hour three-stage crushing and screening process, multiple blending via chevron stacking and reclaiming. The mine currently operates with approximately 235 employees.

Location

The mine is located in the Hunter Valley, NSW approximately 13 kilometres south of Muswellbrook.

Safety and Health Contact

Mr Peter Forbes
Health, Safety and Environment Manager
Phone: 02 6542 0200

Safety and Health Strengths

- A very strong planning process is in place, with the Anglo Coal OHS conference now being utilised for forward planning. The OHS plan is based on the ten elements that comprise the business model for the Safety, Health and Environment Management System (SHEMS).
- All OHS plans are reviewed on a quarterly basis, with actions for achievement being reviewed against time, percent of action completed, rank in terms of importance and an overall score derived from importance times percent completed.
- The organisation requires an optimum fit between the person and the job requirement (particularly for staff/management appointments) by having descriptions for all positions and utilising a rigorous selection process.
- An extensive Risk Behaviour Training (RBT) program has been undertaken to elevate general safety and health awareness.
- The introduction of the IPM (incident potential measure) has become a key leading indicator together with the use of total recordable cases. Use of both ensures that there is a high-level mix of traditional and leading indicators.
- A defect reporting system has been established and is used to have issues addressed in a timely fashion relevant to the associated risk of injury or damage.

METHODOLOGY OF QUARTERLY SURVEY

The Minerals Council would like to thank all reporting companies, State/Territory Minerals Councils/Chambers, Coal Services Pty Ltd (formerly known as Joint Coal Board), and the Australian Aluminium Council who supplied information for this report. Given the short timeframe within which the data has been collected and collated, the data incorporated is not necessarily reported on a consistent basis.

The Council is also aware that, for some fatalities, the circumstances at the time of the fatal incident are unclear, so that a decision cannot be made immediately as to whether the death is a workplace related fatality or is due to natural causes. In these cases, the Council is guided by the approach taken by the relevant State government authority. Any revisions in fatalities will be included in future reports as appropriate.

Note: *Coal Services Pty Ltd (formerly known as the Joint Coal Board) advises that the data made available to the Minerals Council of Australia is not comprehensive and represents about 90 per cent of the total collection. The Minerals Council thanks Coal Services for releasing this data and advises readers to take account of this factor when drawing any conclusions based on this data.*

Report Coverage based on exposure hours



* When the exposure hours for this reporting year (2001-02) are compared with official industry exposure hours for 2000-01, a figure of 83% coverage in this report is indicated. However, this figure may overestimate the report's coverage.

This document can be found on the Council's website:
www.minerals.org.au (click on *Safety and Health*)

Note to readers: If you would like future issues of this quarterly document emailed directly to you (as a PDF document), please contact Del Da Costa at the Minerals Council of Australia on 02 6279 3644, fax 02 6279 3699 or by email d.dacosta@minerals.org.au